



# Accent

## EXCEL

### Electrical Troubleshooting Manual

#### FOREWORD

This manual is intended for use by service technicians of authorized Hyundai dealers to help them provide efficient and correct service and maintenance on Hyundai vehicle.


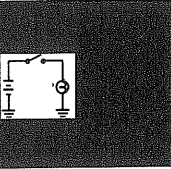
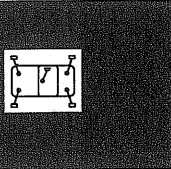
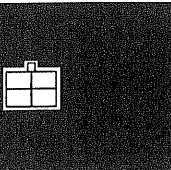
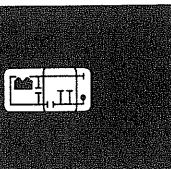
To ensure customer satisfaction with Hyundai products, proper service and maintenance by Hyundai technicians is essential. Consequently, it is important that service personnel fully understand the contents of this manual, which should be kept in a handy place for quick and easy reference.

All the contents of this manual, including photographs, drawings, and specifications, are the latest available at the time of printing. As modifications affecting service occur, dealers will be provided technical service bulletins or supplementary volumes. This manual should be kept carefully up-to-date upon receipt of the new information.

Hyundai Motor Company reserves the right to make changes in design or to make additions to or improvements in its products without imposing any obligations upon itself to install them on its products previously manufactured.

APR. 2004, Printed in Korea

## CONTENTS

TITLE	ID	
HOW TO USE THIS MANUAL	GI	
SCHEMATIC DIAGRAMS	SD	
COMPONENT LOCATIONS	CL	
CONNECTOR CONFIGURATIONS	CC	
HARNESS LAYOUTS	HL	

All rights reserved. No part of this publication may be reproduced, stored in any retrieval system or transmitted in any form or by any means without the prior written permission of Hyundai Motor Company.